

Three-Way Thermostatic Valve (T-Style)

Size: 3"



Description

These Thermostatic Valves utilize the principle of expanding wax, which in the semi-liquid state undergoes large expansion rates within a relatively narrow temperature range. The self-contained element activates a stainless steel sleeve, which directs flow. All Thermostatic Valves are factory set at predetermined temperatures: no further adjustments are necessary. A wide range of temperatures are available for water and oil temperature control applications.

Application

When used in a diverting application, on start-up the total fluid flow is routed back to the main system. As fluid temperature rises to the control range, some fluid is diverted to the cooling system. As fluid temperature continues to increase, more flow is diverted. When the thermostat is in a fully stroked condition, all fluid flow is directed to the cooling system. These Thermostatic Valves may also be used in a mixing application.

In a mixing application, hot fluid enters the "B" port and colder fluid enters the "C" port. The flows mix and the thermostat adjusts to reach the desired temperature, exiting the "A" port.

Specifications

The standard thermostatic valve housings are made from aluminum and grey iron castings, however, ductile iron, bronze, steel and stainless steel housings are available.

Available Connections: 125# FF Flange, 150# RF Flange, 300# RF Flange, Navy and Metric Flanges.

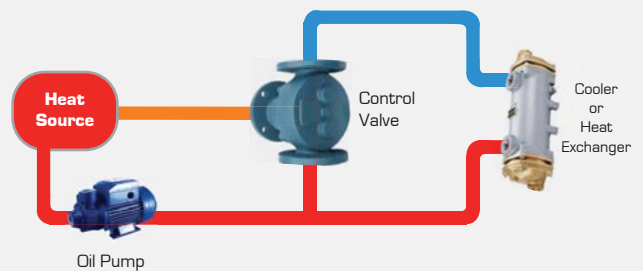
Optional features: Manual Override, High Over Temp element, Plated element. Other options available upon request.

Features and Benefits


- Wide Range of Temperatures
- Heavy Duty
- Self-Contained
- Replaceable Element
- Non-Adjustable
- Rugged Construction
- Tamper-Proof
- Operate in any position
- Compact
- Available in Refrigeration Service

Application Charts

Mixing System



Diverting System

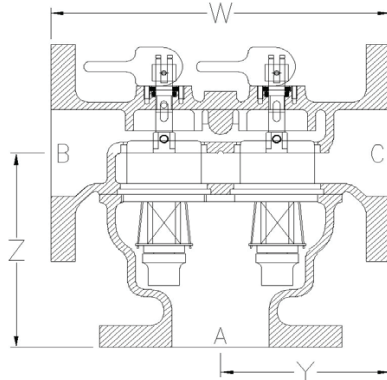
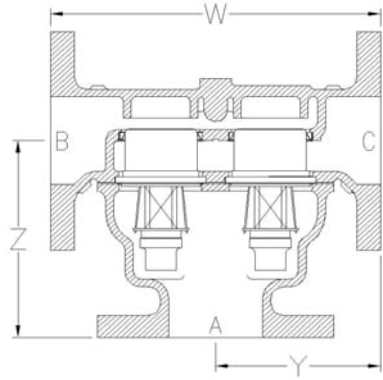


Three-Way Thermostatic Valve (T-Style)

Size: 3"

SE1030, *SE1030X

*SE1030M, *SE1030XM



Pressure Ratings

Material	Bar
Cast Iron / Bronze / Ductile	8.6 Bar
Steel / Stainless Steel	19.0 Bar

Dimensions and Specifications Dimensions in mm.

Model Number	Pipe Size	Dimensions				No. of Elements	Weight Kg (Cast Iron)	Weight Kg (Bronze)	Weight Kg (Ductile)	Weight Kg (Steel & SS)	Notes
		X	Y	W	Z						
SE*1030	3" 125# FF Flange	N/A	134	267	172	2	25,9	31,3	22,7	N/A	No Manual Override
	3" 150# RF Flange	N/A	134	267	175	2	N/A	N/A	N/A	28,6	No Manual Override
SE*1030M 3"	125# FF Flange	N/A	134	267	172	2	21,8	25,0	21,8	N/A	Manual Override
	3" 150# RF Flange	N/A	134	267	175	2	N/A	N/A	N/A	29,0	Manual Override
SE*1030X	3" 300# RF Flange	N/A	134	267	175	2	N/A	N/A	N/A	31,8	No Manual Override
SE*1030XM	3" 300# RF Flange	N/A	134	267	175	2	N/A	N/A	N/A	32,2	Manual Override

Standard Material is Cast Iron - For deviating material, replace * with body material type, AL = Aluminum, S = Steel, SS = Stainless Steel, B = Bronze, D = Ductile

Temperature Settings (°C)

Setpoint	7	13	18	24	32	35	38	41	43	46	49	54	57	60	66	68	71	74	77	79	82	85	88	91	96	99	104	110	116	121	127
Open	0	8	13	20	27	30	34	35	38	40	43	51	54	57	63	66	68	71	74	77	79	82	85	87	91	93	98	104	108	116	121
Fully Open	10	20	24	30	35	40	42	45	47	50	54	60	63	66	72	74	78	79	82	85	88	91	93	98	102	102	107	115	122	127	132

Replacement Parts

- *SE1030 VALVE BODY (*See table for material)
- *3020 VALVE COVER (*See table for material)
- 2071 LIP SEAL
- 6080-C GASKET
- 2050-Temp THERMOSTAT (Temp to follow dash)
- 1604 HEX BOL T
- 1605 LOCK WASHER
- 1590 NAMEPLATE

Model 6000 Replacement Kit (Includes the following:)

- 3080-C GASKET
- (2) 2071 LIP SEAL
- (2) 2050-Temp THERMOSTAT

Flow vs. Pressure Drop

